


# HIGH PERFORMANCE HP TAPE 150M

Updated : 06/2024



**REFERENCE • GENCODE EAN13**  
A11434 • 3585501114342

## DESCRIPTION

The joint tape is used to cover joints between plasterboards.

## ADVANTAGES

- Optimised perforation
- Brilliant white
- Reinforced rigidity
- Better adhesion

**WIDTH (mm)** 51

**MATERIAL** Kraft paper

**AVERAGE USAGE (/m<sup>2</sup>)** 1.4

**AVERAGE USAGE (/m)** 1

**TENSILE STRENGTH (N/mm)** 4

**DENSITY (g/m<sup>2</sup>)** 140

**STANDARD** EN 13963

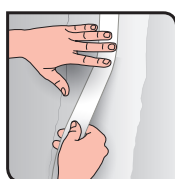
## APPLICATION

Jointing material for plasterboards.

## USE TIPS



1. Apply a coating of plasterboard jointing adhesive to the joint between two plasterboards (tapered or straight edges).




2. Apply the paper jointing tape to the adhesive previously applied along the length of the joints and press flat using the float trowel (press the tape firmly against the plaster).



3. Cover the paper jointing tape with two coats of plasterboard jointing adhesive (filler and finish).

## APPLICATION TOOLS



## RELATED SEMIN PRODUCTS:

- PLASTERS CE 78 POWDER, CE 78 JOINTING COMPOUND.